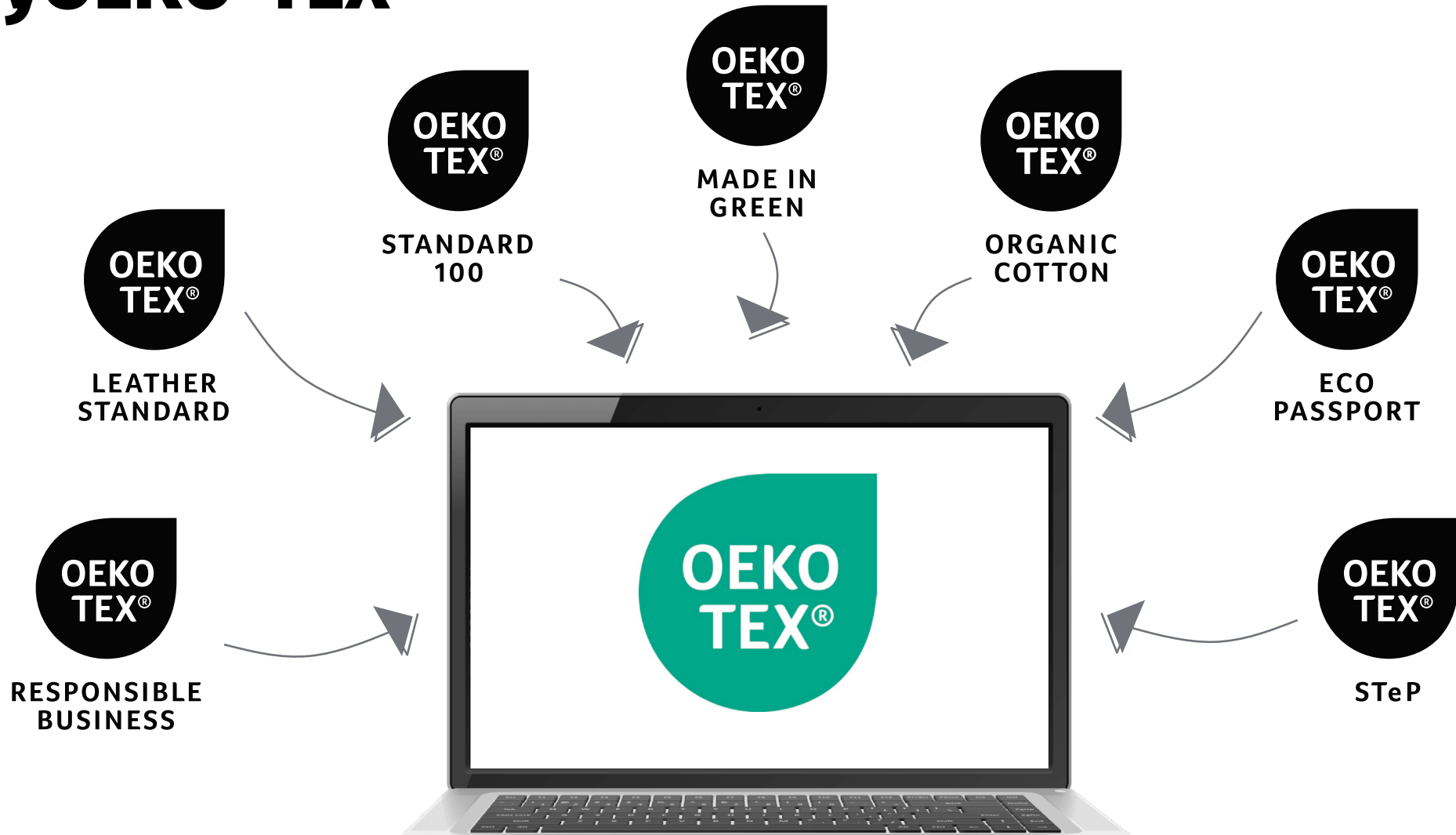


OEKO-TEX® Buying Guide & myOEKO-TEX®



OEKO-TEX® Buying Guide

Online. Global. Public. Free.

> **14,500** companies, throughout the textile & leather supply chains, with OEKO-TEX® labeled/certified:

- Raw materials, accessories, chemicals
- Consumer goods
- Manufacturers

Buyers & consumers search by:

- Company
- Brand
- Certificate type

International platform to promote companies with products that are safe for humans & the environment, including:

- Branding
- Website



[Home](#) · [Buying Guide](#)

OEKO-TEX® Buying Guide

Companies that want to consistently operate in a sustainable way depend on a network of suitable suppliers and reliable sources of materials. The OEKO-TEX® Buying Guide supports you in the selection of reliable cooperation partners and in the sourcing of suitable raw materials. The online directory also offers end consumers the chance to find OEKO-TEX® labelled products.

[Product / Company search](#) [Trademark searches](#)

Full-text search

Certifications & Services

Product level

Material

Location

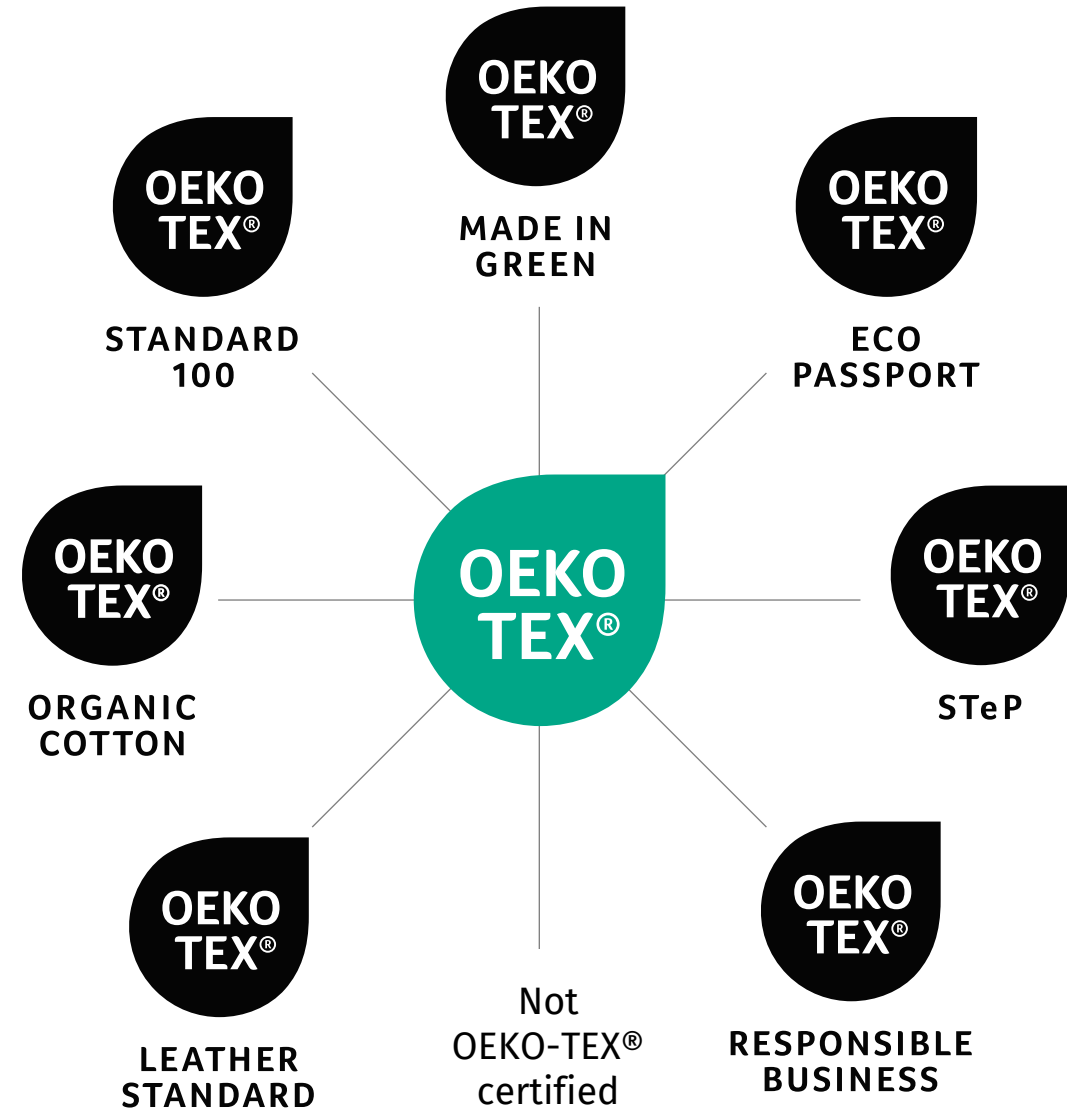
Appendix

Product class

Start search

myOEKO-TEX® Database

- Edit Buying Guide listing
- Download labels
- Manage OEKO-TEX® certificates
- Visualize & evaluate the supply chain
- Warning/reminder system



myOEKO-TEX® Login

1. Log into [myOEKO-TEX®](#)
2. Update profile & product/branding information
3. Download your OEKO-TEX® label

To obtain existing login details,
e-mail: service-ot@hohenstein.com

The screenshot displays the myOEKO-TEX® website interface. At the top, there is a navigation bar with a search icon, a 'Login' button (highlighted with a red box), 'Contact', and 'Downloads' links. The OEKO-TEX® logo is prominently displayed in the center, and a 'Menu' button is on the right. Below the navigation bar, the main content area features a 'Login myOEKO-TEX®' section. This section includes a heading, a sub-heading, and a paragraph: 'Please log in or register as a new customer to apply for OEKO-TEX® STANDARD 100, OEKO-TEX® LEATHER STANDARD or OEKO-TEX® ECO PASSPORT'. The login form consists of 'Username' and 'Password' input fields, both highlighted with a red box, and a 'Log in' button. Below the form are links for 'Forgot password?' and 'Register as new customer'. To the right of the login form, there are three 'Apply' buttons for different OEKO-TEX® standards: 'MADE IN GREEN', 'STeP', and 'DETOX TO ZERO'. Each 'Apply' button is accompanied by a small icon and the text 'for new customers only'. At the bottom of the page, there is a footer with navigation links for 'MADE IN GREEN', 'STANDARD 100', 'LEATHER STANDARD', 'STeP', 'DETOX TO ZERO', 'ECO PASSPORT', and 'LABEL EDITOR' (highlighted with a red box).

myOEKO-TEX® Company Profile

For display on oeko-tex.com
'Buying Guide'


- Login into myOEKO-TEX®
- Click 'Company Name'
then 'Company Profile'
- Click 'Edit'
- Click 'Change image'
to upload company logo
- Enter website
- Select 'Yes' to show in Buying Guide
- Click 'Store changes'

Bettina Brand AG ▾

< Certifications & Services **Company Profile** Suppliers & Requests

Company Profile

Marca Bettina AG Customer number
C3GWREPH4S



Bettina Brand AG
Calle 1
95701 Ciudad Bettina
Portugal
Correo electrónico:
bettina@email.com
Show this address in the OEKO-TEX® Buying Guide? Yes

Edit

The first address comes from the master data that is connected with your OEKO-TEX® certificates and cannot be changed. You can deactivate the display of the address in the Buying Guide and indicate any further contact addresses.

Bettina Brand AG
Calle 1
95701 Ciudad Bettina
Portugal
Correo electrónico: bettina@email.com

Shall this address be displayed in the OEKO-TEX® Buying Guide? Yes No

Add a new address

Web addresses:
Please separate multiple addresses with commas

Cancel **Store changes**

myOEKO-TEX® Company Profile

For display on oeko-tex.com
'Buying Guide'


- Login into myOEKO-TEX®
- Click 'Company Name'
then 'Company Profile'
- Click 'Edit'
- Click 'Change image'
to upload company logo
- Enter website
- Select 'Yes' to show in Buying Guide
- Click 'Store changes'

Bettina Brand AG ▾

< Certifications & Services **Company Profile** Suppliers & Requests

Company Profile

Marca Bettina AG Customer number
C3GWREPH4S



Bettina Brand AG
Calle 1
95701 Ciudad Bettina
Portugal
Correo electrónico:
bettina@email.com
Show this address in the OEKO-TEX® Buying Guide? Yes

Edit

The first address comes from the master data that is connected with your OEKO-TEX® certificates and cannot be changed. You can deactivate the display of the address in the Buying Guide and indicate any further contact addresses.

Bettina Brand AG
Calle 1
95701 Ciudad Bettina
Portugal
Correo electrónico: bettina@email.com

Shall this address be displayed in the OEKO-TEX® Buying Guide? Yes No

Web addresses:
Please separate multiple addresses with commas

Add a new address

Cancel **Store changes**

myOEKO-TEX®

About Us

- Click 'Company Name' then 'Company Profile'
- Click 'Create About Us in a new language'
- Select language
- Enter company profile
- Illustrate text by inserting images & format text
- Click 'Store changes'

The screenshot displays the 'Company Profile' page for Bettina Brand AG. The navigation bar includes 'Certifications & Services', 'Company Profile' (highlighted with a red box), 'Product Overview', 'Supplier Management', and 'Statistic'. Below the navigation, the 'Company Profile' section shows the company name 'Bettina Brand AG' with a blue bar underneath. The main content area is titled 'About us (company profile)' and features a green button labeled 'Create "About Us" in a new language' (callout B). Below this is a modal window titled 'About us' with a 'Close' button. Inside the modal, there is a 'Language' dropdown menu with 'Please select' (callout C). Below the dropdown is a rich text editor toolbar with icons for bold, italic, link, unlink, image, and list, along with a 'Format' dropdown. The main text area of the editor is empty (callout D). At the bottom right of the modal, there are 'Cancel' and 'Store changes' buttons (callout E).

myOEKO-TEX® Certified Products

- Scroll to 'Our certified products' & click 'Edit'
- Specify 'Product level' & 'Material' categories
- Add key words for buying guide search
- Click 'Store changes'

Bettina Brand AG ▾

< Certifications & Services **Company Profile** Suppliers & Requests

Our certified products for the entry in the Buying Guide

Labels

Edit

Product level

- Accessories ▾
- Commission business ▾
- End-user, ready made goods ▾
- End-user/ready made leather goods ▾
- Fabrics ▾
- Finished leather, Leather fibre board ▾
- Leather Accessories ▾
- Leather commission finishing business ▾
- Raw materials or semi-finished Items ▾
- Semifinished leather, Crust ▾

Please enter the key words in **English language** and separate them by commas

Material

- Pure fibre materials ▾
- Fibre blends ▾
- Inorganic Materials ▾
- Other materials (organic, etc.) ▾

Please enter the key words in **English language** and separate them by commas

Cancel **Store changes**

myOEKO-TEX® Certified Brands

Add:


- Trademark name
- Contacts
- Logo
- Website

Our certified brands for the entry in the Buying Guide

Creating a new trademark

Our certified brands for the entry in the Buying Guide

Creating a new trademark Close



formats: GIF, JPG, PNG
max. image size: 5 MB

You must save the new trademark first, to upload a logo

Trademark name

Add a new address

Web addresses
Please separate multiple addresses with commas

Cancel Store changes

Label Owners – Download Label Templates

- [myOEKO-TEX® Portal](#)
- Click: LABEL EDITOR
- Select certificate or label number
- Select layout options, colors, QR code
- File formats: pdf, png, eps
- [Video tutorial](#)
- [Labeling Guide](#)

The screenshot shows the OEKO-TEX website's 'Label Editor' section. At the top left is the OEKO-TEX logo. The top navigation bar includes 'Company Name', 'English (EN)', and 'Company'. Below this is a secondary navigation bar with links for 'MADE IN GREEN', 'STANDARD 100', 'LEATHER STANDARD', 'StEP', 'DETOX TO ZERO', 'ECO PASSPORT', and 'LABEL EDITOR' (which is highlighted with a red box). The main content area is titled 'Your Labels' and includes a search bar with the placeholder text 'Search by product ID or certificate number'. Below the search bar, it states '0 of 0 labels displayed'. There are three main cards: 1. A large light blue card with a green plus sign icon and the text 'Design your first label', which is highlighted with a red border. 2. A card titled 'Not sure how to start?' with an illustration of a person at a computer, containing a video tutorial link: 'Start the video tutorial'. 3. A card titled 'Labelling guide' with an image of a person looking at a label, containing a link: 'View labelling guide →'.

A large, light blue circular graphic is centered on a dark blue background. The circle is partially cut off on the right side by a vertical bar of the same color. The bar is composed of two rectangular segments, one above and one below the center, with a small gap between them. The text 'Hohenstein.US/OEKO-TEX' is centered horizontally across the middle of the circle and the bar.

Hohenstein.US/OEKO-TEX